


Accessing Pearson Lab and eText Course Content

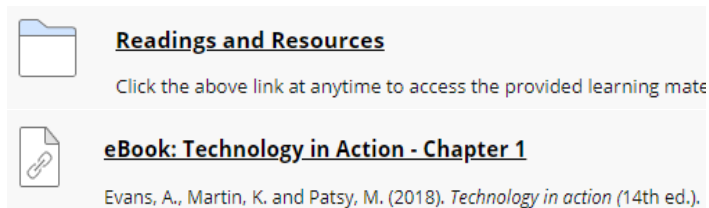
[Google Chrome](#) is the recommended browser for this content, on any device.

1. Sign onto Blackboard Learn and enter your Blackboard course from the [Student Portal](#).

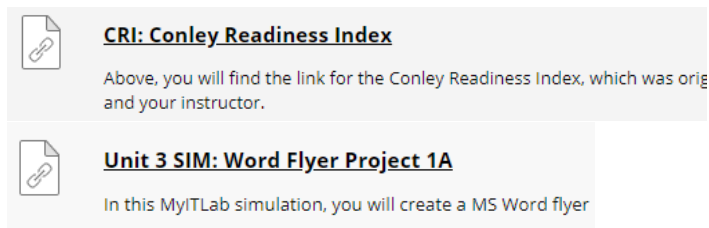
a. Click any Pearson link in the left menu (Unit 1, Unit 2, Unit 3, etc.).



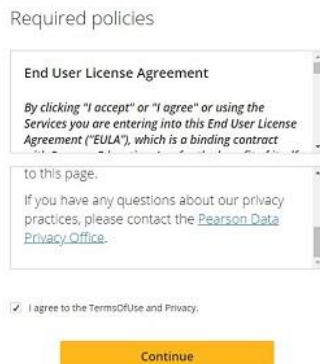
b. Click **Readings and Resources** (or **Reading and Practice Activities**) for your eBook and other readings.



c. Within each **Unit** there are interactive assignments or quizzes that you can select.



2. Go to **Get Access to Your Pearson Course Content** and **Accept** the End-User License Agreement.



3. In your Blackboard course, your MyLab & Mastering content then opens in a new tab.

In the future, **always** enter your MyLab & Mastering course through Blackboard.

If you need technical assistance, please visit [24/7 Tech Support](#) or call: **1-888-458-POST (7678)**.